



FORTINET®

ACCELERATE 2021

Investor Discussion

John Maddison

CMO & EVP Products



Fortinet

a global leader in broad, integrated and automated cybersecurity solutions

OUR VISION

Making possible a
digital world you can
always trust

OUR MISSION

is to secure people,
devices, and data
everywhere

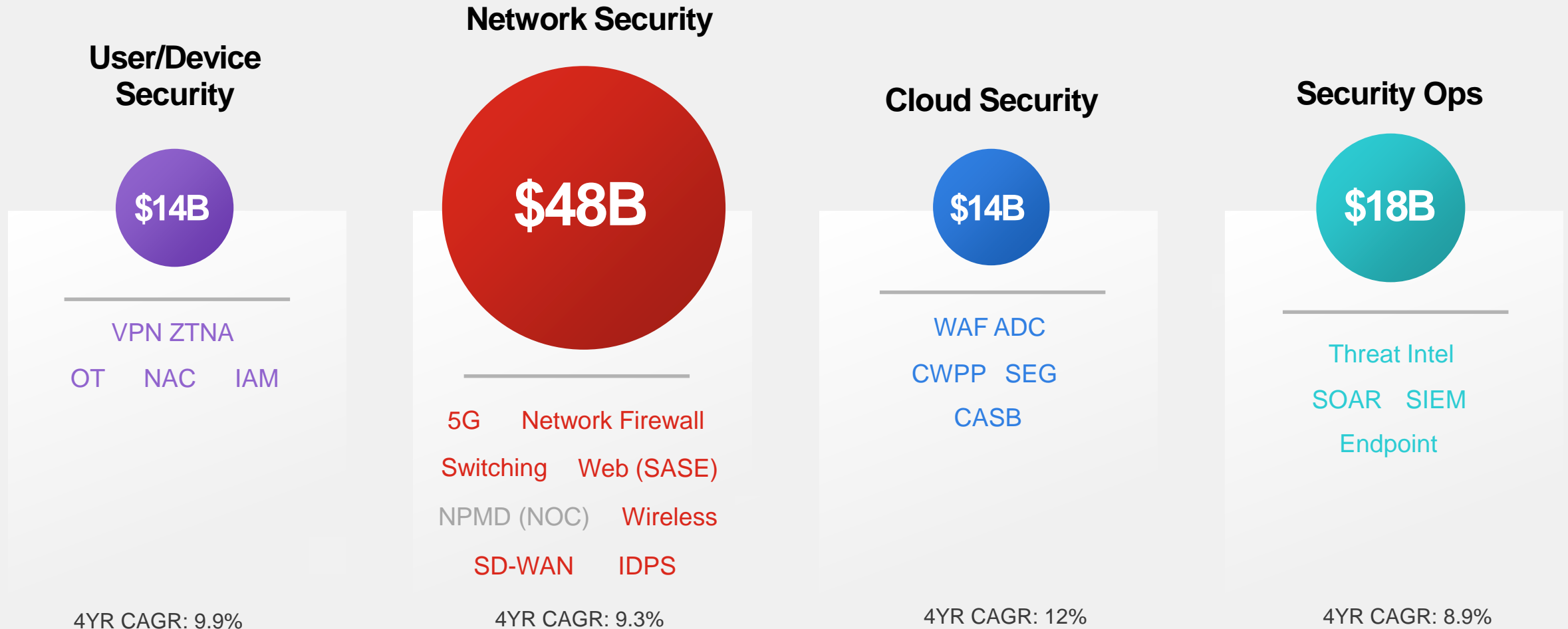
Who is Fortinet?

Fortinet is one of the world's top cybersecurity brands, delivering broad, integrated, and automated protection through the Security Fabric to enable organizations to securely accelerate their digital journey



One Opportunity - TAM \$93B+ by 2024

2020: \$65B, Growing 4YR CAGR of 9.7%



Source: Fortinet estimates based on recent Gartner research

© Fortinet Inc. All Rights Reserved.

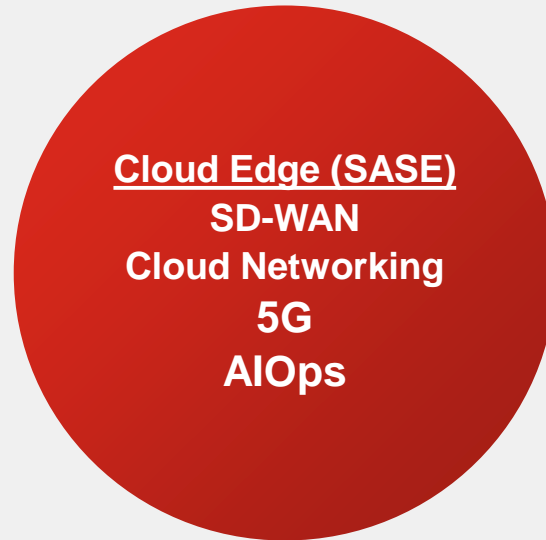
Market Growth Drivers

User/Device Security



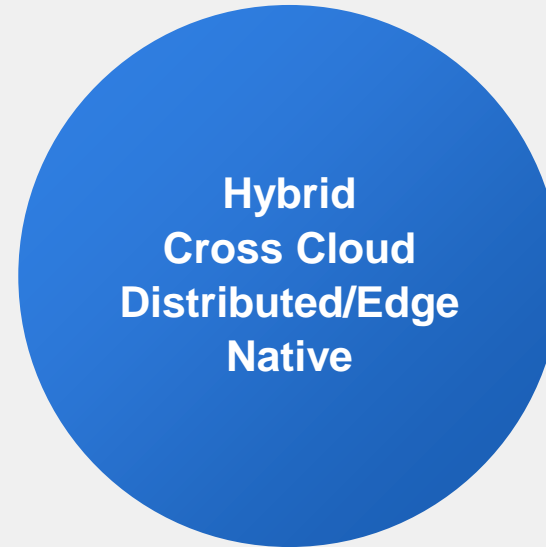
Zero Trust Access

Network Security



Security-driven Networking

Cloud Security



Adaptive Cloud Security

Security Ops



Security Operations
Center (SoC)



Accelerated convergence of Networking and Security

Flexible, anytime and anywhere security across all network edges



Security-driven Networking

Network Security Landscape

Market Guides (Dynamic)

NPMD

DEM

SASE

Magic Quadrants (Buying Center)

Network
Firewall

SWG

SD-WAN

Switching
&
Wireless

Market Guides (Static)

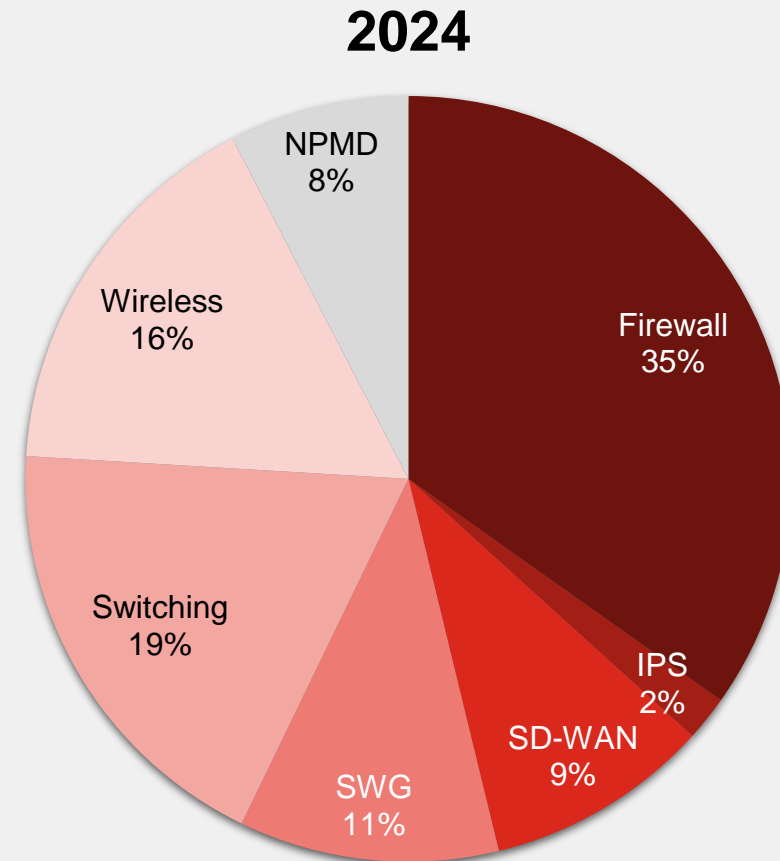
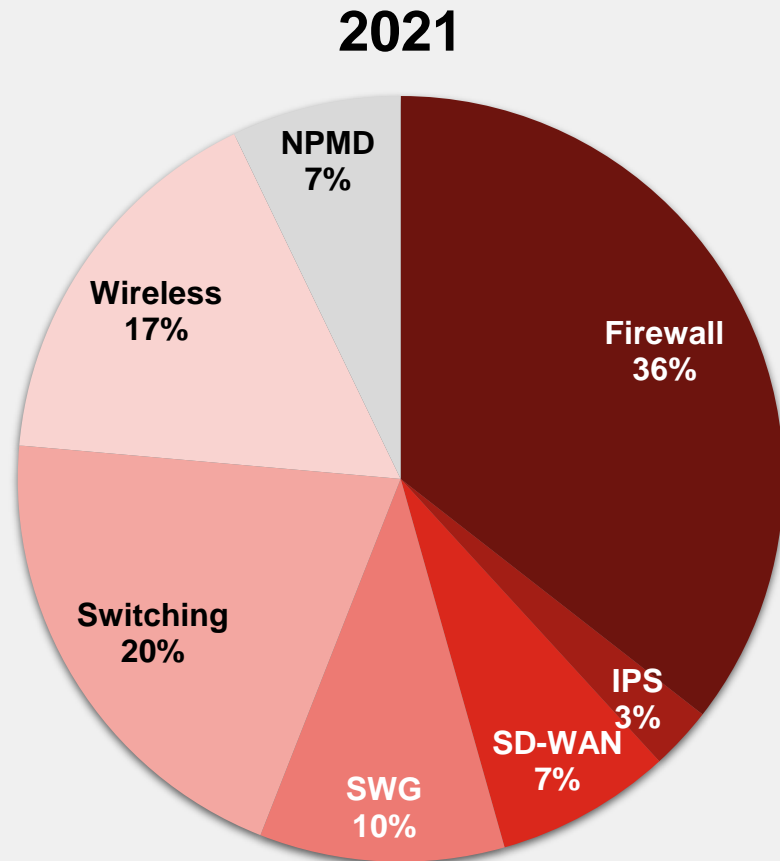
IPS

Gartner Sources: Magic Quadrants and Market Guides 2019/2020



Network Security TAM

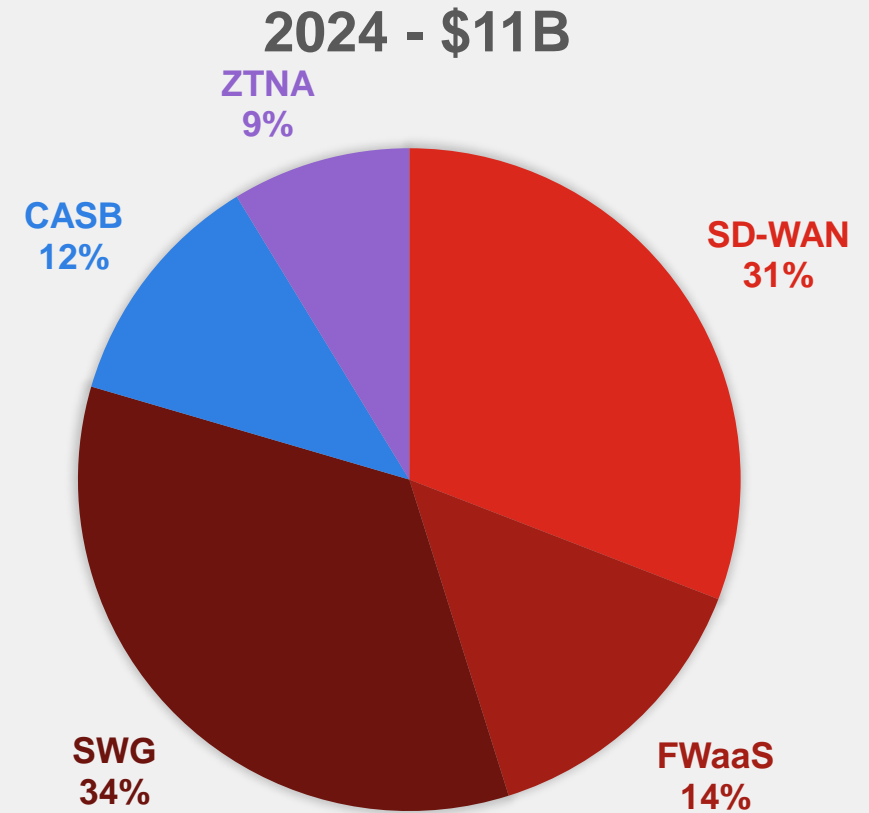
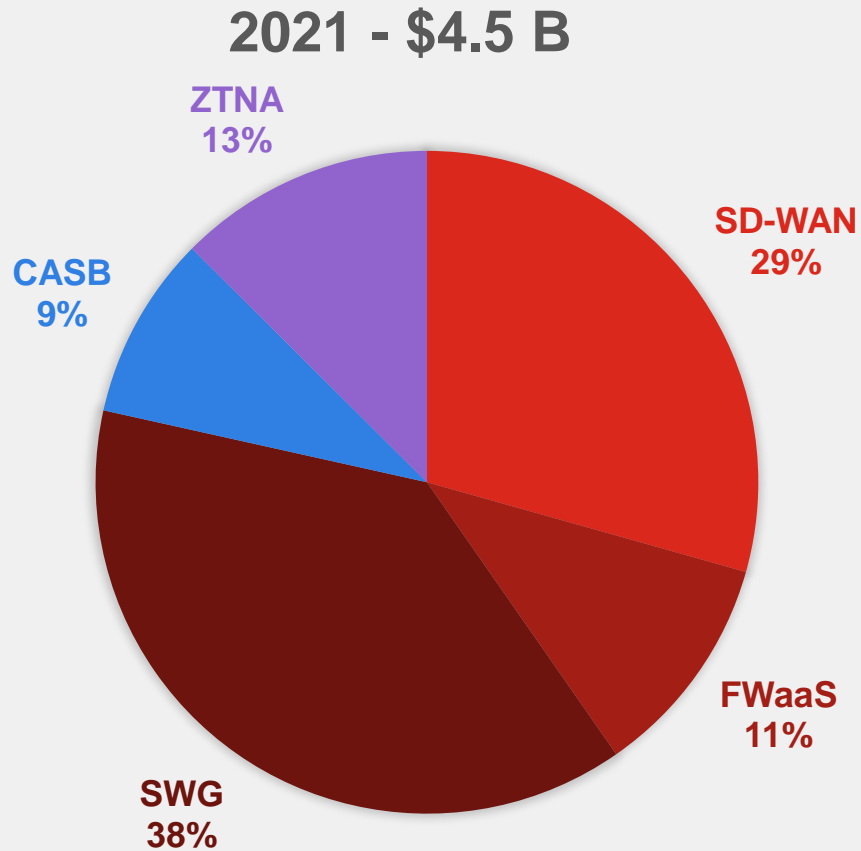
Market grows from \$37.9B 2021 to \$47.7B in 2024 @ 9.3% CAGR



Gartner Sources: Forecast: Information Security and Risk Management, Worldwide, 2018-2024, 1Q20 Update & Forecast: Enterprise Network Equipment, Worldwide, 2017-2024, 2Q20 Update



SASE is a Percentage of Existing Markets



Gartner Sources: Forecast Analysis: Gartner's Initial Secure Access Service Edge Forecast – Aug 6 2020



Network Security Markets

Gartner Magic Quadrants

Market	Fortinet	Palo Alto	CKPT	Cisco	VMware	Microsoft	Symantec	McAfee	HPE	Zscaler	Others
Network Firewall											Huawei
SWG											ForcePoint
SD-WAN											Versa
WLAN/LAN											Extreme Juniper

Gartner Market Guides


Market	Fortinet	Palo Alto	CKPT	Cisco	VMware	Microsoft	Symantec	McAfee	HPE	Zscaler	Others
IDPS											Trend Micro
NPMD											Solarwinds
DEM											Solarwinds

Gartner Sources: Magic Quadrants and Market Guides 2019/2020

Security-driven Networking Vision

Convergence of Networking and Security

Enterprise Networking At All Edges



Hardware, Software, SaaS

Enterprise Security At All Edges



Certified

Platform

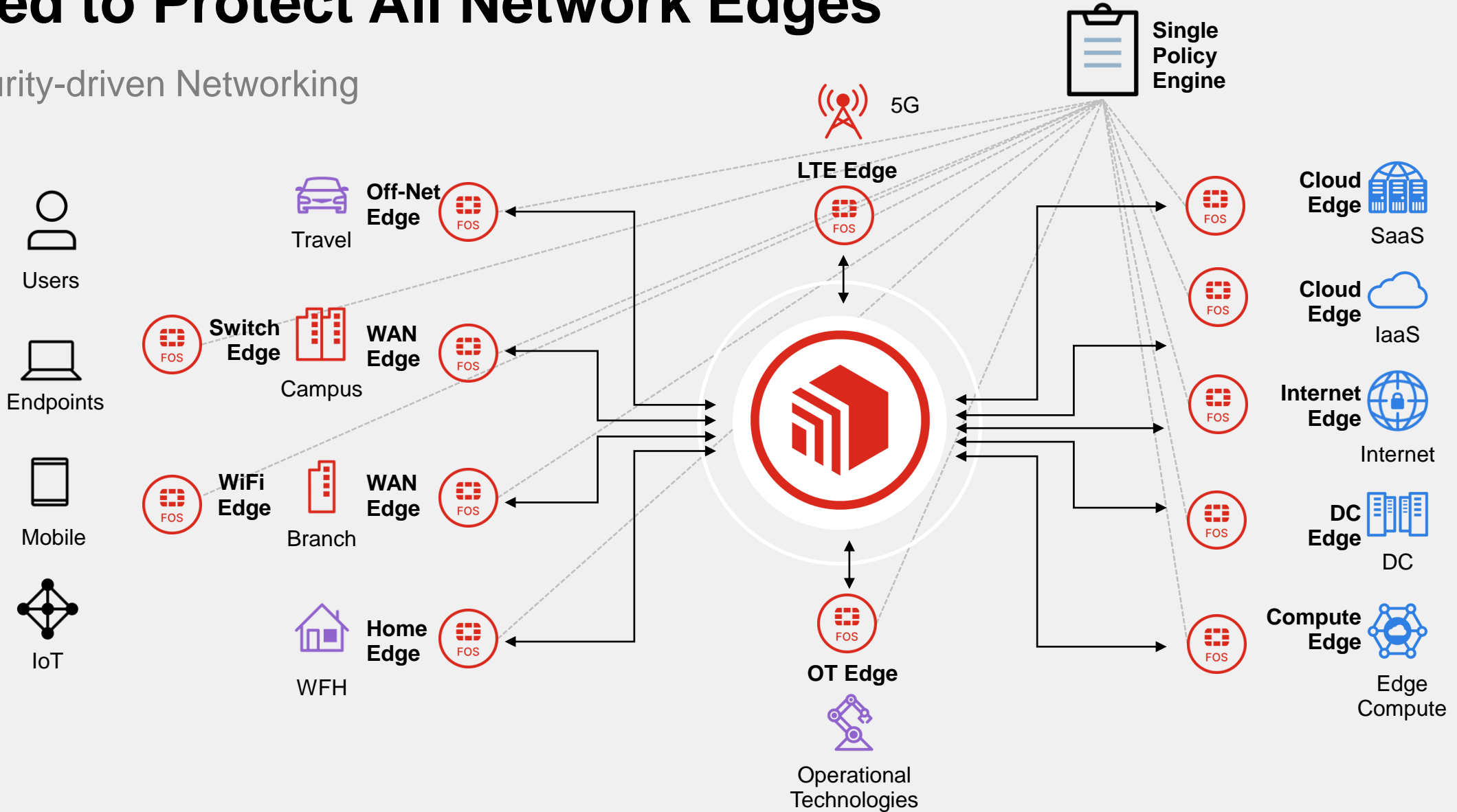


Network Operations Center
Security Operations Center
Open Ecosystem



Need to Protect All Network Edges

Security-driven Networking



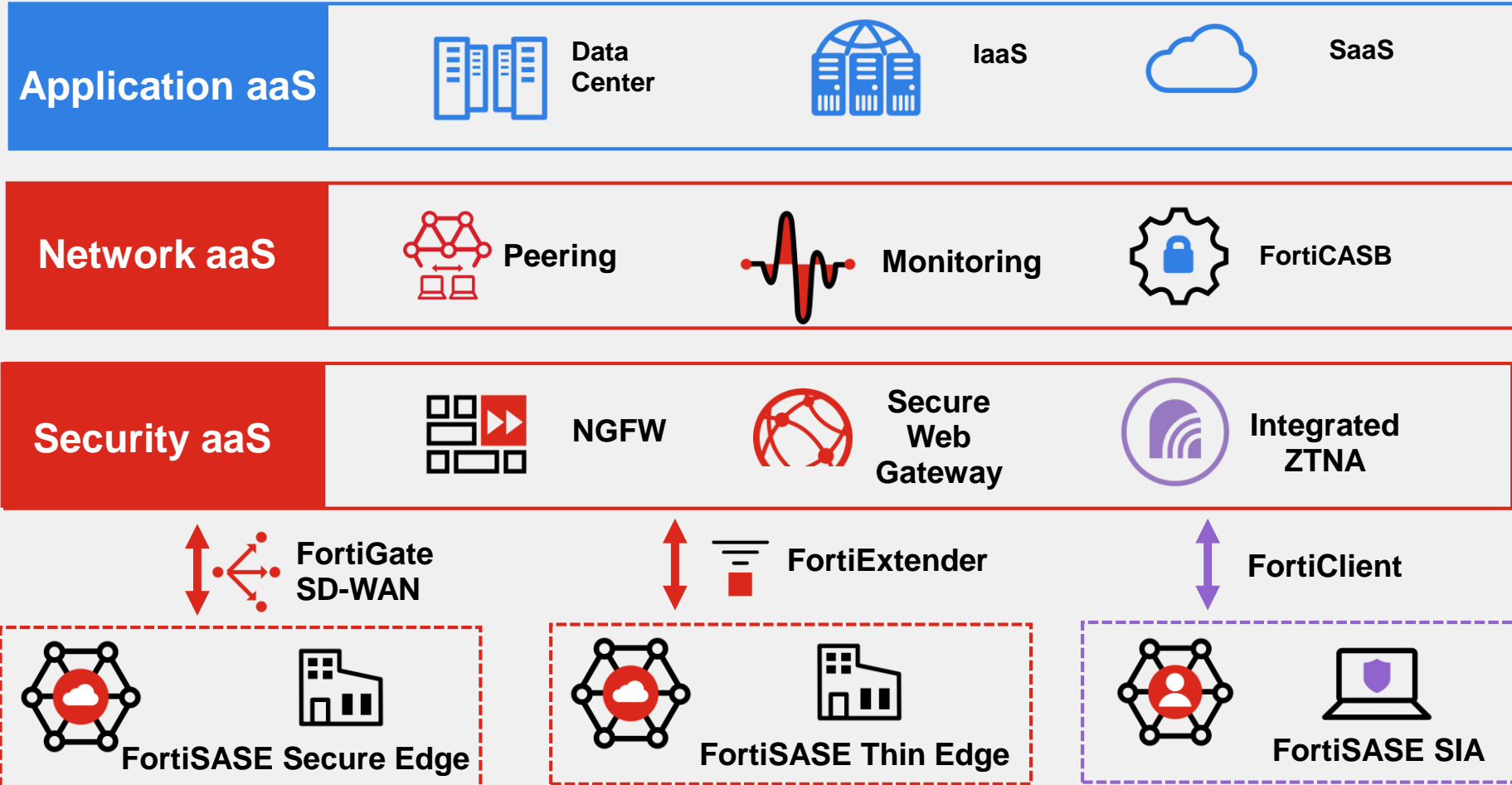
FortiSASE Product Offering

Cloud-native security for all Access Edges

- Digital Experience Monitoring

- Enterprise Class Security

- Flexible Edge Access



**Knowing and
controlling
everyone and
everything on
and off the
network**

Users and Device Security



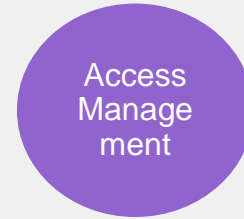
**Zero Trust
Access**

Zero Trust Access Landscape

Market Guides
(Dynamic)



Magic Quadrants
(Buying Center)



Market Guides
(Static)

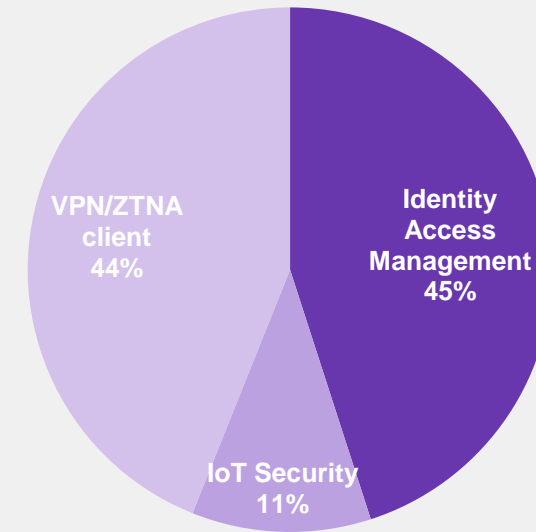
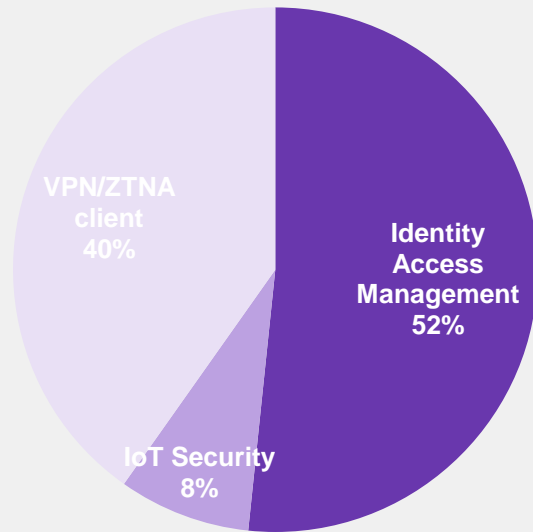


Gartner Sources: Magic Quadrants and Market Guides 2019/2020



Zero Trust Access TAM

Market grows from \$11B 2020 to \$14.2B in 2024 @ 6.6% CAGR



Gartner Sources: Forecast: Information Security and Risk Management, Worldwide, 2018-2024, 1Q20 Update & Forecast: Enterprise Network Equipment, Worldwide, 2017-2024, 2Q20 Update



User and Device Security Markets

Market	Fortinet	Palo Alto	CKPT	Cisco	VMware	Microsoft	Symantec	McAfee	HPE	Zscaler	Others
Access Management											OKTA Ping
PAM											CyberArk BeyondTrust

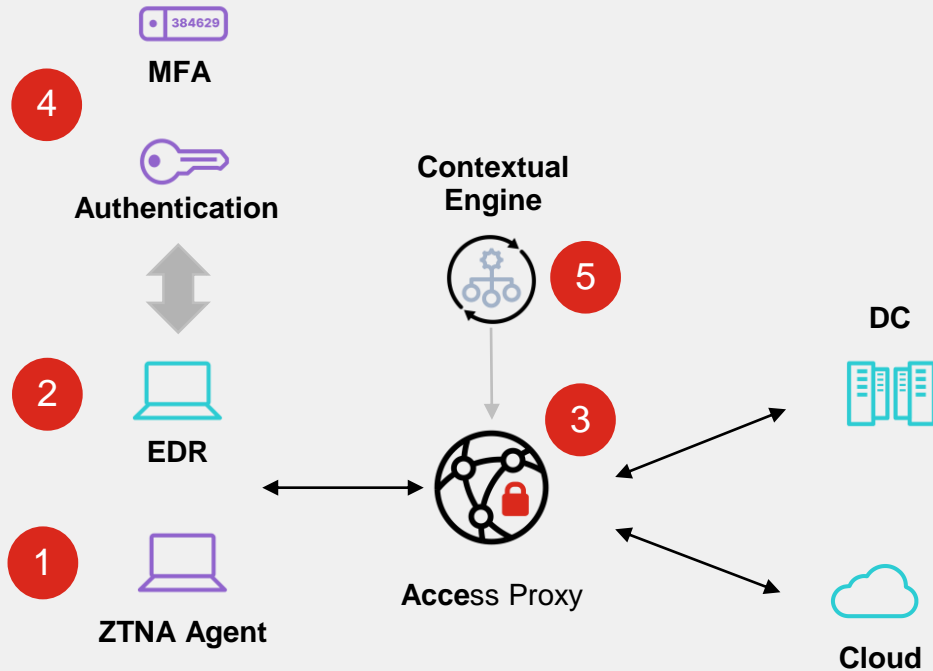
Gartner Market Guides

Market	Fortinet	Palo Alto	CKPT	Cisco	VMware	Microsoft	Symantec	McAfee	HPE	Zscaler	Others
ZTNA											NetScope
NAC											ForeScout
OT Security											ForeScout Claroty
VPN											Juniper

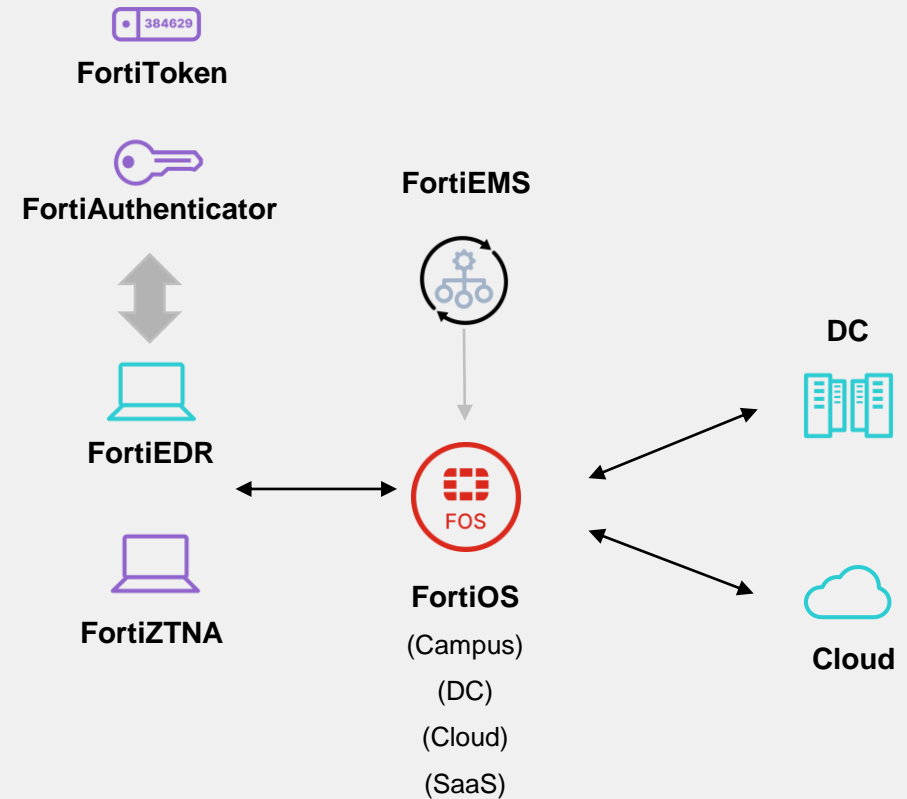


ZTNA Use Case Requires a Platform Approach

Multivendor Approach



Platform Approach





Appendix



Secure Any Application On Any Cloud

Cloud Security



Adaptive Cloud Security

Cloud Security Landscape

Market Guides
(Dynamic)

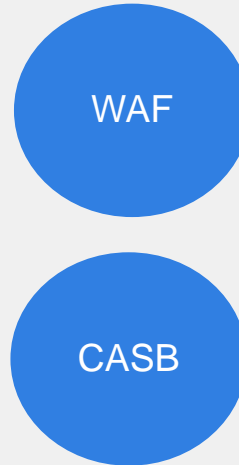


Innovations Insights

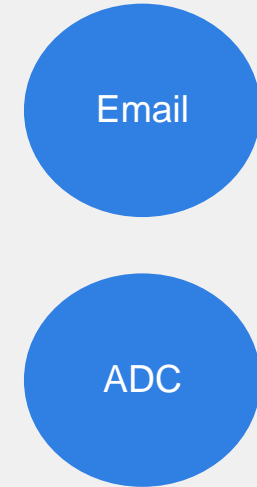
Solution Comparison



Magic Quadrants
(Buying Center)



Market Guides
(Static)

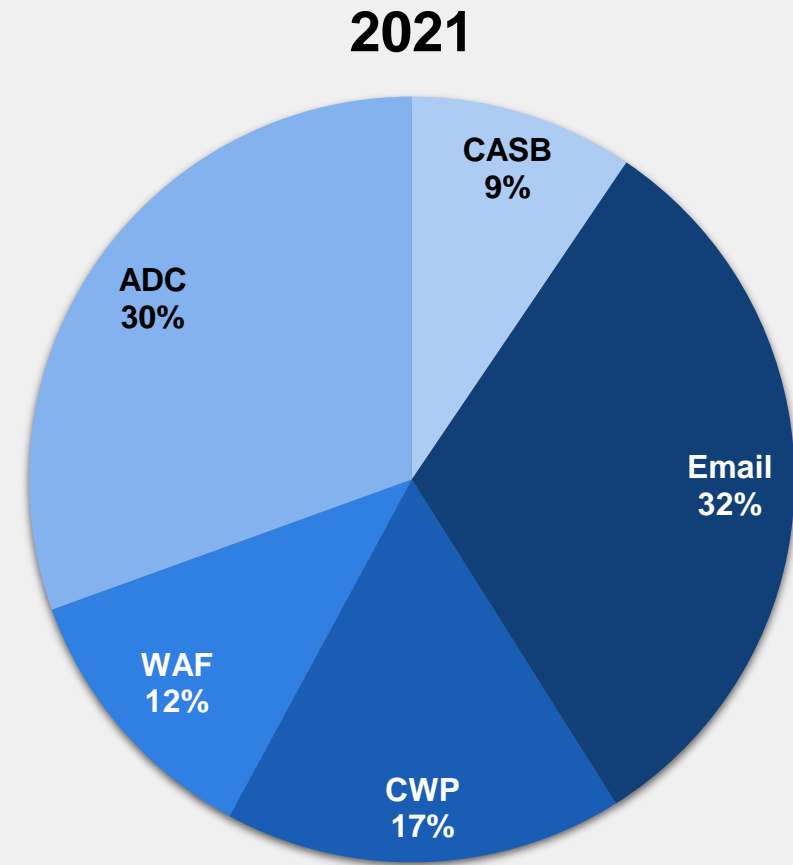
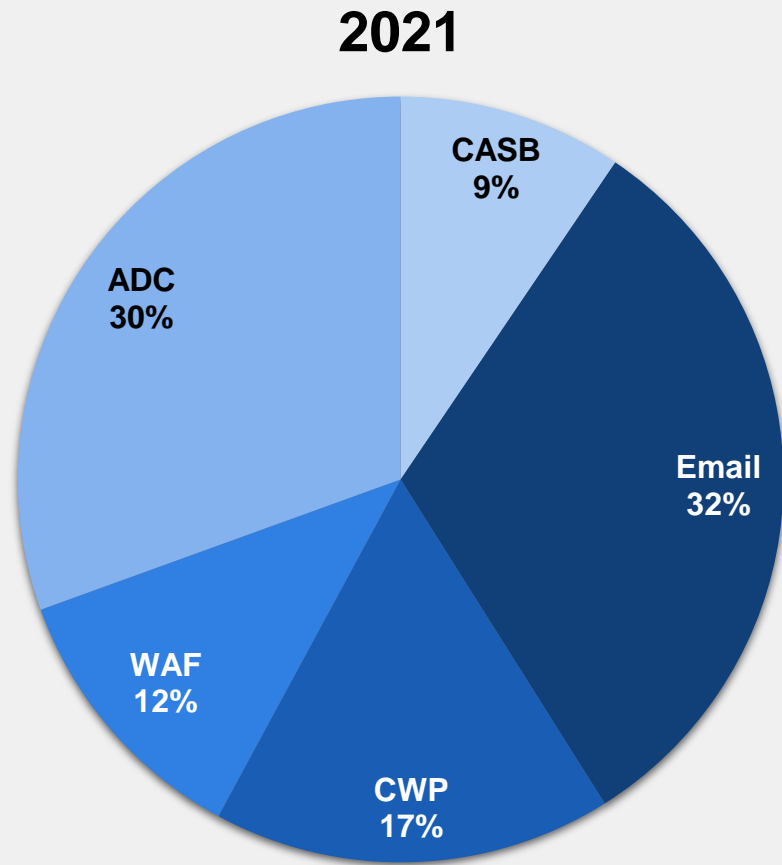


Gartner Sources: Cloud Security Magic Quadrants and Market Guides 2019/2020



Cloud Security TAM

Market grows from \$9.7B 2021 to \$13.7B in 2024 @ 12% CAGR



Gartner Sources: Forecast: Information Security and Risk Management, Worldwide, 2018-2024, 1Q20 Update & Forecast: Enterprise Network Equipment, Worldwide, 2017-2024, 2Q20 Update



Cloud Security Markets

Gartner Magic Quadrants

Market	Fortinet	Palo Alto	CKPT	Cisco	VMware	Microsoft	Symantec	McAfee	HPE	Zscaler	Others
WAF											Imperva
CASB											Netskope

Gartner Market Guides

Market	Fortinet	Palo Alto	CKPT	Cisco	VMware	Microsoft	Symantec	McAfee	HPE	Zscaler	Others
Micro Segmentation											Illumio GuardiCore
CSPM											AWS/GCP
CWPP											Trend Micro
Email Security											Proofpoint
DDoS											Akamai Cloudflare
ADC											F5/AWS/Azure



Adaptive Cloud Security

Hybrid and Cross Cloud

PRIVATE
CLOUD/DC



PUBLIC
CLOUD



SAAS



EDGE



APPLICATION



PLATFORM



NETWORK



Mail



Web



ADC



Global LB



Workload Protection



CASB



Container Security



Native



Cloud On Ramp



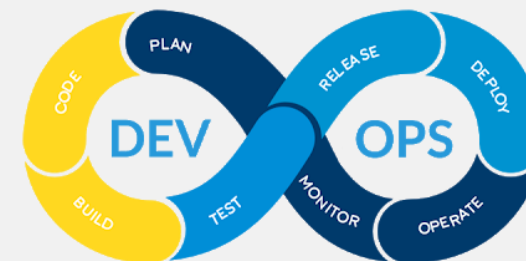
Virtual



Microsegmentation



Cloud Networking



Automate Security Operations Across The Security Fabric

Security Operations

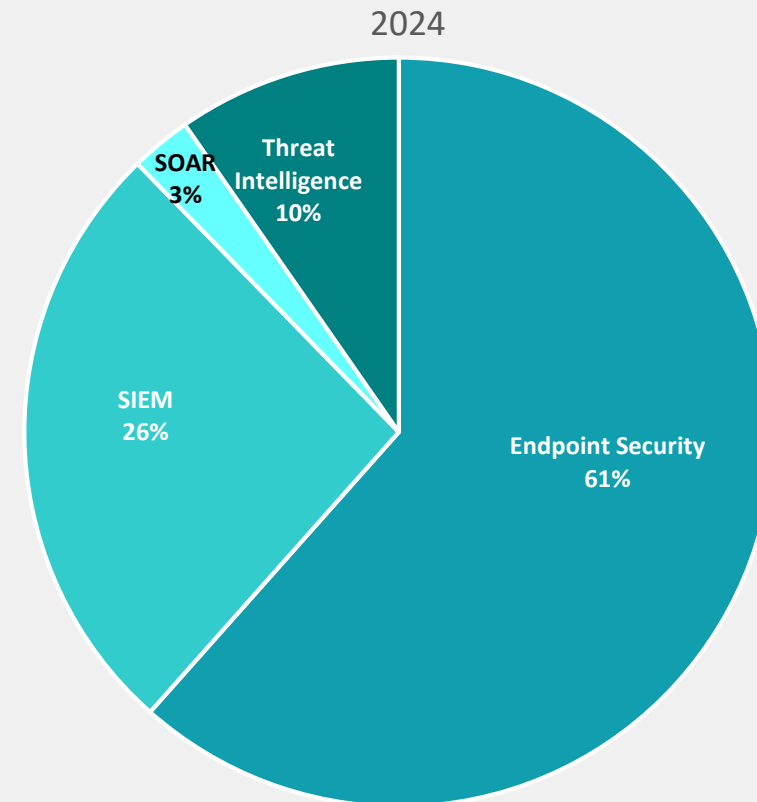
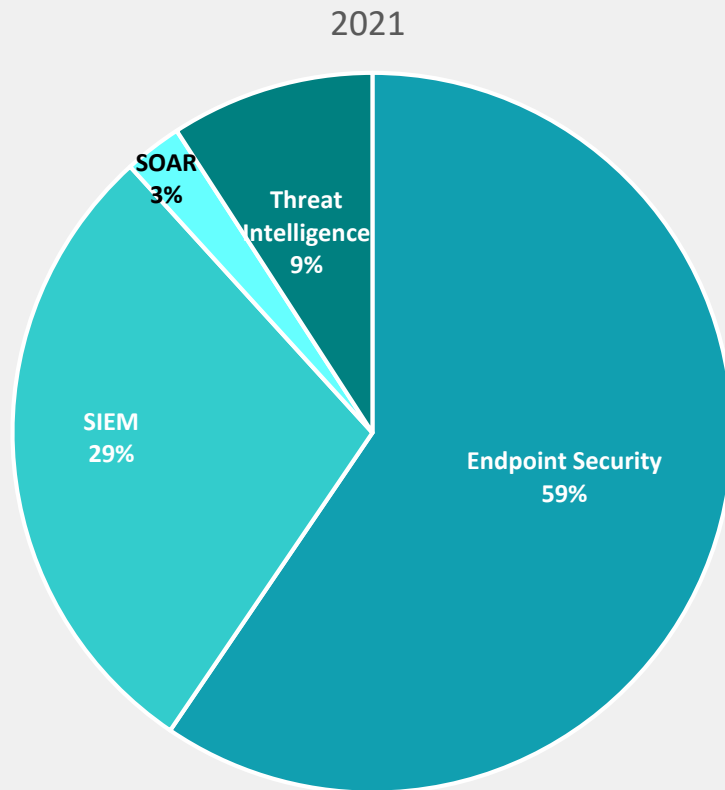
Security
Operations Center
(SOC)



**Fabric
Management
Center**

Security Operations TAM

Market grows from \$14.1B 2021 to \$18.2B in 2024 @ 8.9% CAGR

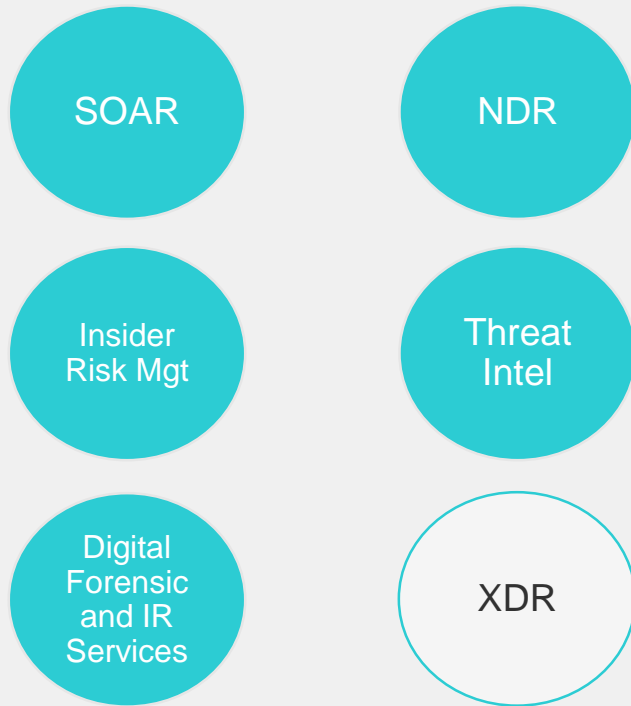


Gartner Sources: Forecast: Information Security and Risk Management, Worldwide, 2018-2024, 1Q20 Update & Forecast: Enterprise Network Equipment, Worldwide, 2017-2024, 2Q20 Update



Security Operations Landscape

Market Guides (Dynamic)



New! Expected
2Q/3Q21

Magic Quadrants (Buying Center)



Market Guides (Static)



Gartner Sources: Magic Quadrants and Market Guides 2019/2020



Security Operations Market

Market	Fortinet	Palo Alto	CHPT	Cisco	VMware	Microsoft	Symantec	McAfee	HPE	Zscaler	Others
EPP											Trend Micro CrowdStrike
SIEM											Splunk

Gartner Market Guides

Market	Fortinet	Palo Alto	CHPT	Cisco	VMware	Microsoft	Symantec	McAfee	HPE	Zscaler	Others
XDR	New										
Threat Intelligence											RiskIQ
SOAR											Splunk
NDR											DarkTrace
Forensic/IR Services											FireEye Crowdstrike
EDR	Retired										
EUBA	Retired										



Traditional vs eXtended Detection and Response (XDR)

Traditional



- Tooling for the Security Operations Center
- Powerful and Customizable

XDR



- Integrated and Automated for Lean Teams
- Fortinet Curated

M&A Strategy Accelerates Specific Development

Integration Fabric Platform



FORTINET®

ACCELERATE 2021